

CANNONSGATE

At Bogue Sound



ARCHITECTURAL GUIDELINES

Adopted by the Cannonsgate Architectural Review Committee

May 1, 2015; Revised August 3, 2016; September 20, 2016; July 1, 2017; October 17, 2017;
January 17, 2018, February 12, 2018; October 1, 2019; November 18, 2019; February 15, 2021;
August 16, 2021; February 5, 2022; April 1, 2022; July 1, 2023; April 1, 2024; June 22, 2024;
September 4, 2024, February 15, 2026, March 9, 2026, April 1, 2026

NOTE: Completion of ALL ARC required approvals is necessary before occupying a home in Cannonsgate. Receipt of a signed, approved, Final Inspection Form is evidence of an approved Cannonsgate Certificate of Occupancy. (REF: Cannonsgate at Bogue Sound Declarations, Section 5: *“No building under initial construction shall be occupied until construction is completed and all necessary approvals of the ARC and any governmental authorities have been obtained.”*)



CONTENTS

Architectural Guidelines

• Article 1 – Statement of Purpose, Intent, and theme	2
• Article 2 - Applicability, Authority & Amendments	3-4
• Article 3 – Procedures and Fees	4-13
• Article 4 – Site Requirements	13-22
• Article 5 - Building Requirements	22-27
• Article 6 – Landscape Requirements	27-28
• Article 7 - Architectural Review Summary	28-29
• Article 8 - Clarifications	30
• Approved Plant Materials – Appendix A	31-38
• Guidelines for Waterfront Walkways and Platforms – Appendix B	39
• Silt Fence Detail – Appendix C	40
• Cannonsgate at Bogue Sound Color Palette – Appendix D	41-45



ARCHITECTURAL GUIDELINES

The following are the Architectural and design criteria established by the Cannonsgate Architectural Review Committee (CARC) on behalf of the Cannonsgate at Bogue Sound Homeowners Association, Inc. (Cannonsgate HOA) and, in accordance with the recorded “Declaration of Covenants, Conditions and Restrictions of Cannonsgate at Bogue Sound Subdivision.”

ARTICLE 1 - STATEMENT OF PURPOSE & INTENT:

- 1.1 **Purpose:** These Architectural Guidelines (Guidelines) provide an overall framework and comprehensive set of standards and procedures for the development of the community in an orderly and cohesive manner. These Guidelines have been developed to provide direction for the planning, designing, constructing, landscaping, and modifying of all residences, buildings, and structures or improvements within the Cannonsgate community. The Guidelines set forth criteria for design, style, materials, colors and location of site improvements, landscaping, signage, lighting, and other structures. In addition, the Guidelines establish a process for reviewing all proposed construction and modifications to residences, buildings, and structures to ensure that all home sites within Cannonsgate are developed with consistency and quality.
- 1.2 **Intent:** It is the intention of the CARC that all structures and other improvements within the community be of the highest design quality and be planned and sited to be aesthetically and architecturally harmonious with one another and with the natural features of the land. The CARC is particularly concerned that the community has a consistent streetscape and quality of design (facade, materials, etc.). In order to maintain a “planned look” for the community and to preserve the aesthetic integrity of the community, the CARC may at times place a temporary moratorium on any particular style of design, or building material until, at the sole discretion of the CARC, it is determined that the community has been brought back into balance.
- 1.3 **Theme:** The Cannonsgate community was developed with the intent of creating a Charleston-like community, emulating features found on the homes within the Charleston Historic District of Charleston, South Carolina, and to include the architecture of what is known as Low-Country. The low-country style is seen in and around towns such as Georgetown, Beaufort, Camden, Cheraw, and others. The Charleston Single with the side porch is the most distinctive Charleston styled home recognized by many. But Charleston architecture incorporated many other styles as it developed early-on into a Neoclassical city. The main styles of the city are Palladian (root of the Charleston “Double House”), Adamesque, Greek and Roman Revival, Italianate, and Gothic. The design of homes in the city as well as public buildings required a significant knowledge of Architectural History. A characteristic of these homes is that the architects were consistent with the selected style and did not mix elements from one style to another. This emphasis on Architectural authenticity and excellence in design are the standards the Architectural Review Committee will be looking for with each home submittal.



ARTICLE 2 – APPLICABILITY, AUTHORITY & AMENDMENTS:

- 2.1 **Applicability:** The Guidelines shall govern all residences, buildings, and all other structures and improvements within the Cannonsgate properties, which are or may be subject to the Declaration. These Guidelines are binding upon the CARC.
- 2.2 **Authority:** The Cannonsgate Architectural Review Committee (CARC) has jurisdiction over all matters relating to construction, architecture and landscaping of new construction and modifications of the Properties as set forth in the Declaration. While the Guidelines are intended to provide a framework for construction and modifications, **the Guidelines are not all-inclusive.** In its review process, the CARC may consider the quality of workmanship and design, harmony of external design with existing structures, and location in relation to surrounding structures, topography, and finish grade elevation, among other things. **The CARC reserves the right to reject any submittal, and may disapprove plans, specifications, or other materials, for any reason, including purely aesthetic reasons, which in the sole discretion of the CARC shall be deemed sufficient.**
- 2.3 **Governmental Permits:** To the extent that the North Carolina State Building Code, Carteret County Ordinances, or any other government ordinance, building code, or regulation requires a more restrictive standard than the standards set forth in these Guidelines or the Declaration, the government standards shall prevail. To the extent that any government standard is less restrictive, the Declaration and the Guidelines (in that order) shall prevail.
- 2.4 **Responsibility for Compliance:** It is the responsibility of the Owner and Builder to ensure that all Applications for Architectural Review and subsequent construction are in accordance with the applicable zoning requirements, building code requirements, and the requirements of any other laws, regulations, ordinances, and deed restrictions. The CARC does not review submittals for compliance with such requirements or the soundness of construction. Approval of plans and specifications by the CARC shall not be deemed or construed to mean that improvements constructed in accordance with such plans will comply with applicable zoning requirements, building code requirements, and the requirements of any other laws, regulations, ordinances, and deed restrictions, as to the structural soundness, quality, durability, suitability, fitness or proper functioning of such improvements; and any responsibility or liability therefore is hereby disclaimed. Owners and Builders are further responsible for ensuring compliance with all standards and procedures within these Guidelines. Owners are also governed by the requirements and restrictions set forth in the Declaration, any applicable Supplemental Declaration, and any other applicable Architectural and landscape guidelines that address restricted and prohibited conduct and activities within the community. **Owners and Builders are responsible for ensuring compliance within all applicable documents even if there is failure to note noncompliance during the review process.**
- 2.5 **Waiver:** The Owner and Builder agree to make no claim and hereby waives, to the fullest extent permitted by law, any claim or cause of action of any nature against the Cannonsgate Homeowner Association Board, its Board of Director officers, employees, agents or sub-consultants, which may arise out of or in connection with the performance by any parties above named for the Architectural Compliance Reviews or any actions required to administer or enforce the requirements of the Cannonsgate Architectural Guidelines.



- 2.6 **Indemnification:** In addition, and notwithstanding any other provisions of this agreement, the Owner and Builder agree, to the fullest extent permitted by law, to indemnify and hold harmless the Cannonsgate Homeowner Association Board, its Board of Director officers, employees, agents or sub-consultants, against all damages, liabilities or costs including reasonable attorney’s fees and defense costs, arising out of or in any way connected with the performance by any of the parties above named for the Architectural Compliance Reviews or any actions required to administer or enforce the requirements of the Cannonsgate Architectural Guidelines the of the services under this Agreement.
- 2.7 **Amendments:** These Guidelines may be revised and amended at any time by the CARC, in its sole discretion, as needed to serve the needs of an evolving community. The effective date of the Guidelines is provided at the bottom of the cover page. Applicants are required to acknowledge acceptance of the edition when making a request for a review.

ARTICLE 3 - PROCEDURES:

- 3.1 **Approval:** Written approval of home construction plans is required prior to commencement of any clearing, grading, or construction. Cannonsgate HOA fees must be current, and all other fees must be paid before submittals will be considered by the CARC. See Article 3.3 for procedures.
- 3.2 **Fees:** All fees, deposits, and Homeowners Association (HOA) and Boat Slip Association (BSA) assessments must be current or paid prior to making any submittals for review by the CARC. Use the Fee Checklist on application forms to acknowledge the fees. Submit the required fees to the address noted on the form. Note the lot number on the check. Once payment of fees has been verified an email will be sent containing instructions for making the submittals required for architectural review.

The CANNONSGATE HOA reserves the right to revise the fee amounts at any time.

- A. **Architectural Review Fee for a New Residence:** \$2,000.00. This fee includes:
1. Three on-site reviews (inspections) during construction. One review (inspection) will be performed at Pre-Construction Site Staking, one at Dry-In, and one at Final Completion. Additional charges apply if the on-site reviews (inspections) require follow-up or re-inspections.
 2. Up to two plan reviews: The initial Design Development review of a new residence and up to one subsequent review. All items included with the initial submittal, including accessory structures and pools, will be reviewed within this fee. The required Design Development (DD) Review will be considered the initial review requiring a fee. The optional Schematic Design (SD) review is not included in this fee but is available for a separate fee of \$600.00.
 3. This fee is typically paid by the owner but may be paid by the contractor. There is no refund of this fee.
- B. **Architectural Review Fee for Plan Re-submittals:** \$750.00/ea.



1. This fee applies to re-submittals in excess of the two included in item “A” above. The owner will be required to pay this review fee prior to the CARC conducting this additional review. There is no refund of this fee. Any changes requested after plan approval are charged for as re-submittals.
- C. **Additional On-Site Review Fee:** \$375.00/ea.
1. This fee applies to on-site reviews, in excess of those included item “A” above, as required to evidence that corrective action has been taken, when a normal on-site review of staking, dry-in, or final completion is found to be non-compliant. The cost of this review will be deducted from the deposit paid by the contractor. There is no refund of this fee.
- D. **Architectural Review Fee for Pools and Accessory Structures** – Considered a Major Project: \$750.00.
1. Applies to review of pools, spas and major hard-scape modifications that are not included with the initial submittal for a new residence. If these items are submitted after the Design Development review, this will be an additional review fee which will need to be paid by the owner prior to the review. There is no refund of this fee.
- E. **Fee for Special Services:** \$100.00 per half hour.
1. This rate will be charged for plan, or on-site reviews not included above or for design consultations. There is no refund for this fee.
- F. **Minor Projects:** Part A Minor Project Application: \$250.00
Part B Minor Project Application: No Fee Required
1. There is no refund for this fee.
- G. **Variances: \$ 250.00 Fee** - If variance requires more than two (2) emails and three (3) phone calls, fees for Special Services will apply.
- H. **Construction Deposit and Road Impact Fees: The Compliance Security Deposit also termed the Construction Deposit is \$4,000.00 and must be paid by the general contractor from their account.** This fee will be refunded, less any fines or other charges which accumulate during construction. **The nonrefundable road impact fee is \$1,500.00,** must be paid by the contractor and is in addition to the construction deposit and all other fees.
1. The Construction Deposit is intended to protect the Homeowners Association from the cost of unnecessary expenses resulting from contractor negligence, failure to maintain a clean site or adjacent roads, and any violations of these Guidelines or community covenants.
 2. The deposit, except for impact fee or where reduced by fines or penalties due to willful or negligent acts by the property owner or building contractor, is refundable as determined by the Cannonsgate HOA Architectural Review Committee (CARC) in its sole discretion. Deposits will be returned after issuance of approved, signed, final inspection form/Cannonsgate Architectural Review Committee (CARC).



- I. **Fines:** Fines applicable to an owner will be assessed in accordance with the CCRs and Chapter 47F of the North Carolina Planned Community Act. Fines for Contractors who are not owners of the property under consideration shall be administered as follows:
- For allowing trash to accumulate on the site and or spill over onto neighboring properties, or for leaving mud on the street at the end of the week: \$300.00 per day.
 - For failure to maintain the silt fence allowing silt to discharge into the community storm water system, \$200.00 per day, which may be increased if additional remediation is required. All silt fence installations shall be in accordance with Appendix C
 - For working outside of permitted hours on any given day: \$100 per hour or fraction thereof.
 - For violating the Sunday or holiday working restrictions (Article 3.12): \$500 per day
 - **For commencing any construction activities prior to the review and written approval of the Architectural Review Submittal by the CARC:** \$1,000.00. Additional fines of \$100 per day can be assessed if construction continues without CARC approval.
 - For other violations of the Guidelines not mentioned herein, fines will be levied at the actual cost of the corrective action plus any HOA expense.
- J. **Project Completion:**
1. **Contractors who do not complete the home within the maximum allowable time allowed by the CCRs and in accordance with Article 3.10 shall be fined \$ 1,000 per month or any portion thereof until such time of compliant final inspection by the CARC.** If the penalty exceeds the deposit, the excess shall be satisfied prior to issuance of any future project authorization for penalized builder. The fine is applicable for all work commenced after the date of this addendum. However, if an extension is needed the contractor may request up to 60 days providing milestones are identified to confirm progress toward completion.
 2. Occupying home prior to issuance of ARC Final Approval (CO): A fine of \$300/day.
- 3.3. **Application for Review:**
- A. Plan review at Cannonsgate is an all-digital process. All items submitted to the ARC must be in digital form using .pdf file formats. No hard copies will be accepted.
 - B. Individuals submitting drawings for review are responsible for ensuring that they have permission to use the drawings and that they are not violating copyright laws.
 - C. A completed Application Form must be submitted by uploading the application and all required submittals to the CARC website, or as instructed by the CARC.
 - D. The CARC will retain documents only for its own use and will not return nor maintain any submitted information to the applicant.



E. **The Design Review Process:** (PLEASE READ CAREFULLY... as there are required materials which must be provided at specific times during the process). The process of review is intended to protect property owners and their investment as well as to secure the aesthetic quality of Cannonsgate at Bogue Sound. With that in mind, each property owner should:

1. **Become familiar with the Covenants and Restrictions and these Guidelines (required):** In some cases, the Covenants will contain pertinent information with respect to HOA and CARC administration of this program which are not restated within these pages.
2. **Select the appropriate design consultants:** Owners may contract with any architect or designer of their choosing. The CARC requires verification from any designer who plans to work in the community to ensure they are licensed by the State and Carteret County. This information should be noted on the Application for Review. All drawings and specifications shall contain Architect/Engineer or designer's name, contact information and license number. Drawings will not be accepted without this information prominently placed on each drawing.
3. **It is required that the property be surveyed by a surveyor licensed in North Carolina.** The survey must have a title block to include the owner's name, lot number, address, phone number and the surveyor's name, business address, phone, and license number.
4. **Prepare a Space Program for your home (optional):** List all the spaces you wish to have within your home and provide this to your architect or designer. Your designer will organize these spaces into a plan called the Schematic. It will include floor and roof plans, elevations, and be placed on a Site Plan.
5. **Submit your preliminary plan to the CARC for a Schematic Design review:** This is an optional submittal, but highly recommended.
6. **Determine how you will bid the work on your home or how you will administer construction (owner's option):** A licensed architect will typically provide services during the bid phase where he/she may help qualify contractors, and can also assist in performing site reviews during construction, check material lists, confirm the quality of the work and confirm fees earned by the contractor are in line with their payment requests. However, an owner may choose his/her own method of ensuring quality of construction and fair pricing as this is outside the scope of work of the CARC.
7. **Select a qualified General Contractor:** Owners may contract with any licensed contractor/builder of their choosing. However, it is a requirement that owner's contract with builders who are licensed with the State of North Carolina Licensing Board for General Contractors and with Carteret County with their qualifying information noted on Cannonsgate Architectural Review Applications.
8. **All construction must be managed by a licensed Contractor:** All work on a site must be under the management of one licensed general contractor, including all aspects of the home and including prime sub-contractors (contractors required to have separate licenses such as HVAC, plumbing, electrical), and including communications, landscape, and irrigation. The one Contractor shall be held responsible for all work occurring on a lot until the Final On-Site Review is satisfactorily completed and deposits returned.



F. **The three levels of CARC Application for Review are outlined below.** Check lists which must accompany the formal submittal to ensure all items required for review are included with the application forms at the end of this document.

1. **The Schematic Design (SD) Review (Optional – but highly recommended)**

- a. Schematic: The Schematic Design submittal is the first submission to begin the review process. The intent of a Schematic Review is to provide the lot owner with an opinion from the ARC whether their home will be generally acceptable under the Guidelines. This measure is to help provide owners with guidance early in the design process to minimize major changes after a full set of documents has been prepared.
- b. Submit form titled Schematic Review Request in order to commence the review process. Include all required documents.
- c. Items submitted should be in digital form using public domain software PDF only.
- d. Allow up to fourteen calendar days for a response.

2. **The Design Development (DD) Review (Required):** This phase of the work by your architect or designer should include detailed information with respect to the materials of construction as well as provide more extensive details such as wall sections, bracket details, windowsills, and the like. Following the ARC approval at this level, you should be able to obtain pricing for your home from a contractor. Final contract pricing should be based on full and complete drawings and specifications, which is the final phase of the review process.

- a. Use form titled Application for DD/CD Review with DD Review Checked.
- b. Complete all items on all checklists and submit for review.

3. **The Construction Document (CD) Review (Required):** The Final Review is the Construction Document review. Following receipt of the DD review comments from the ARC, the following shall be submitted, accounting for all comments from the ARC.

- a. Use form titled Application for DD/CD Review, with CD Review checked.
- b. Complete all items on all check lists, with revisions complying with CARC Review Comments. Special Note: Many owners are choosing to submit DD documents only and not have their designer provide complete CD drawings. If this is the case, the owner should note by checking both DD and CD on the application form.

3.4 **Reviews:**

- A. Submittals will be evaluated by the Architectural Review Committee, and the owner will be provided with an **Evaluation** stating whether the project is:



- Need More Information – Submittal is not approved. Supply additional information as requested.
- “Revise & Resubmit” – The submittal is not approved. The Applicant must make modifications per the CARC review comments and resubmit for approval.
- “Approved” – The entire submittal is approved as submitted.
- “Approved With Conditions” – The submittal is approved with conditions. The Applicant must make minor modifications per the CARC review comments. The Applicant may be required to provide additional information prior to further approval. The CARC may provide a full disclosure of the non-compliant items but is not required to do so.

B. **Notices:** Registrants (owner’s representative) will be notified by automated notifications to their email of the status of approval. The CD approval will be effective for thirteen (13) months from the date of approval.

1. If construction has not substantially begun within the 13-month period, the approval will become void, and the owner must make a new CD review request by providing all the support documents required by the original review. If a different edition of the Guidelines is then in force, the plans will require a rereview under the new Guidelines before construction will be approved to commence.
2. In the case of a review required under a different set of Guidelines, an additional design review fee will be assessed at one-half the amount of the original review fee.

Approval by the ARC is in no way an assumption of liability or an endorsement by the CARC of the structural design or engineering of the dwelling, nor suitability of the home for any purpose, nor its adherence to applicable codes, nor its correct placement on a site, nor is approval given, expressed or implied, to use in any manner and/or damage any of the adjacent property or common areas incidental to the approved construction.

Alterations and additions to buildings, landscaping, exterior lighting, fences, exterior paint, or addition of shrubs or trees, must be approved by the Architectural Review Committee, prior to execution of changes desired.

C. **General Note on Timeliness of The Reviews:** Owners should expect that each of the DD and CD reviews may take 30 calendar days on average. High quality custom designs prepared by architects and experienced home designers and complete submittals will expedite the process. Owners should carefully assess the capability of their designer to prepare the complete set of documents required during this review process. Incomplete submittals or poor design quality can delay the review substantially. Please ensure that ALL items called for in the Check Sheets are included with your submittals. The Cannonsgate Covenants allow up to 45 days for the ARC to review each “completed” submittals. Generally, the review process using the electronic submittals does not take this long.

3.5. **Variations:** Variations may be granted in some circumstances including, but not limited to, odd-shaped lots or parcels, topography, natural obstructions, hardship, or environmental considerations. All variance requests must be submitted in writing. The applicant must state the reason for the request and propose mitigation of the variance. The CARC shall have the power to grant a variance



from strict compliance in such circumstances, so long as the variance does not result in a material violation of the Declaration or governmental regulations. No variance shall be effective unless in writing and signed by a representative of the CARC.

NOTE: The review and approval of plans and specifications shall not be a substitute for compliance with the permitting and approval requirements of Carteret County or other governmental authorities. It is the responsibility of Owner/Builder to obtain all necessary permits and approvals.

- 3.6 **Implementation of Approved Plans:** All work must conform to approved plans. If it is determined by the CARC or the Cannonsgate HOA that work completed or in progress on any site/parcel is not in compliance with these Guidelines or any approval issued by the CARC, the CARC shall notify the Owner and builder in writing of such noncompliance, specifying in reasonable detail the particulars of non-compliance, and shall require the Owner and/or builder to remedy the same. If the Owner and/or builder fails to remedy such noncompliance or fails to commence and continue diligently toward achieving compliance within the time period stated in the notice, then such noncompliance shall be in violation of the Declaration and these Guidelines.
- 3.7 **Pre-Construction On-Site Review:** Prior to commencement of clearing, grading or construction the property shall be staked showing the location of the home site and driveway; clearly mark all areas to be cleared, including flagging all trees (outside the building area) to be removed that are larger than six inches (6") in diameter, as measured at the base, for review/approval by the Cannonsgate HOA.. Complete an On-Site Review Request form and upload it to the CARC website. The CARC will review the property within (14) fourteen business days of receiving the request. Note that the site staking review will only be approved when all elements are on site. Reference the review request form for specific requirements.
- 3.8 **Dry-In On-Site Review:** Once roofing, windows, and doors have been installed, the property owner shall complete an On-Site Review Request form for Dry-In Review and email it to the ARC consultants. The ARC will schedule the review as soon as practical. Construction is not permitted to continue without the scheduling of the Dry-In Review.
- 3.9 **Final On-Site Review:** When all construction has been completed the property owner shall complete an On-Site Review Request form for Final Review and upload it to the ARC website. All work must be complete including the home, landscaping, driveways, and walks. Remove construction fencing, debris, dumpster, toilet facilities, signage, etc. before requesting Final Review.
- A. Final Survey: A Final survey must be submitted along with the request for a Final On-site Review. The Final Survey shall be performed after construction is complete. It shall be prepared by a licensed surveyor, be wet sealed, and must show the following:
- The location of the home, driveway, walks and accessory structures and dimensions relative to property lines, easements, rights-of-way, etc.
 - The finished floor elevation of the first level of the home relative to mean sea level.
 - Variations, if any, with the CARC approved site plan.
 - A table showing the total amount of permitted impervious area and the total actual impervious area. Impervious area includes the paved driveway and landscape walks extending over the property line to the street.



- B. Notarized Certification/s must be submitted along with the request for a final on-site review.
 - 1. Provide notarized documentation of type of roofing, doors and windows installed.
 - 2. Provide a notarized statement that home is constructed to match CARC approved elevations.

3.10 **Time to Complete Construction:**

- A. On new homes, the applicant must commence construction within four months of the approval of the application by the CARC. If no maximum time period is specified in the approval or any other agreement, construction of a new residence shall be completed within thirteen months of CARC approval of the staking plan. The Applicant may request an extension of up to sixty days if requested not less than thirty days prior to the expiration of the maximum time period, which the CARC may approve or disapprove, in its sole discretion.
- B. Modifications to existing homes must commence construction within four months of the approval of the application by the CARC. If no maximum time period is specified in the approval or any other agreement, construction of an addition shall be completed within four months of CARC approval of the staking plan. The Applicant may request an extension of up to two months if requested not less than thirty days prior to the expiration of the maximum time period, which the CARC may approve or disapprove, in its sole discretion.
- C. If construction is to be halted for a period of (30) thirty days or longer, then written notice shall be given to the CARC with an explanation of the cause of the delay and the plans to remedy any problems. The CARC may then require certain additional measures to be taken.
- D. If construction is not completed within the period allowed, the approval shall be deemed withdrawn, and the incomplete construction shall be deemed to be in violation of the Declarations and these Guidelines.

3.11 **Change After Approval:** All proposed changes to structures, including changes that affect the exterior of any building, colors, windows, doors, grading, paving, utilities, landscaping, or signage, made after the final approval of plans must be submitted to and approved in writing by the CARC prior to implementation. Close cooperation and coordination between the Applicant and the CARC will ensure that changes are approved in a timely manner. If Carteret County or any other authority having jurisdiction requires that changes be made to final construction plans previously approved by the CARC, the Applicant must notify the CARC of such changes and receive approval from the CARC prior to implementing such changes.

3.12 **Hours permitted for Construction:** Work may be performed within the community only between the hours of 7 AM and 7 PM Monday through Saturday from September 22 to April 30; between 7 AM and 8:30 PM Monday through Saturday between May 1 and September 21; 7 AM to 5 PM on Sunday and Holidays (Holidays shall include: New Year's Day, Memorial Day, Independence Day, Labor Day, Veterans Day, Thanksgiving, Christmas Day.) No work may be performed on the exterior of any home, material deliveries made, nor noise heard outside the dwelling on Sunday or on



Holidays. Vehicles no larger than a ¾ ton pickup may be driven in the community on Sundays or Holidays.

3.13 **Review of Modifications to Existing Dwellings (initial construction is complete):**

- A. The review of modifications to existing dwellings including modifications to the main residence or the addition or modification of other improvements on the subject property will require the submission of the applicable sections of Cannonsgate Architectural Review Submittals One through Three based on the nature of the modification. Only one submission of forms for a modification is required, different from two submissions (DD and CD) required for new construction. The review and approval of modifications shall take place within the same time period as required for new construction. Modifications must be scheduled and completed in a time agreed upon by the CARC. The review fee for modifications and other improvements shall be as stated in Article 3.2.
- B. **Minor Projects:** The ARC is required to perform reviews for all exterior modifications on each home site. A form is included to request a Minor Project Review in the forms area at the end of this document.

Part A Minor Project: A review fee as noted on the form is required for the following items.

- (1) Children's play equipment. To be approved it should not extend across side yard or rear yard setbacks, should be screened from neighboring property with shrubs and trees and anything above six feet in height finished in natural colors as opposed to primary colors.
- (2) Garden walls composed of masonry matching the masonry of the home, installed in the rear or a side yard which is not street facing or facing a common area and is less than or equal to five feet tall. It must be installed with masonry or stone top cap and water proofing to prevent efflorescence.
- (3) The addition of a patio or masonry fireplace to the rear of the home which is at grade level and does not extend across side yard or rear yard setbacks. Masonry must complement the masonry of the home, and the fireplace may not be more than eight feet wide nor eight feet high.
- (4) Landscape elements that are in addition to items in the initially approved landscape plan or are an enlargement or reduction of a previously approved landscape plan.
- (5) Permanently installed basketball goals.
- (6) Satellite dishes installed on poles. Units should not exceed eight feet in height and must be installed in side yards not facing the street or rear yards and must be fully screened with shrubs or trees. Satellite dishes must not extend across side yard or rear yard setbacks and must not be installed on a roof visible from the front of the home or exposed on the roof visible from common areas or ponds.



- (7) Any recreation equipment placed in the rear of the home providing it does not extend across side yard or rear yard setbacks.
- (8) Visually permeable fencing composed of black wrought iron or similar black aluminum rail and not taller than five feet in height.
- (9) Vegetable (food product) gardens larger than 200 SF in area or placed in areas other than a rear yard.
- (10) Yard ornaments visible from the front of the home or from a common area, lake, or pond.

Part B Minor Projects: No application nor payment of fees are required for the following Minor Projects.

- (1) Landscape elements added to a home which are replacing plants damaged or destroyed and which meet the requirements of the Guideline edition at the time of the new planting.
- (2) Vegetable (food product) gardens placed in the rear yard of a home up to 200 SF in area.
- (3) Expansion of an existing irrigation system or separating an irrigation system from the community water services by providing a separate service meter.
- (4) Repainting of same color.

3.14 Deleted

3.15 **Licenses:** Construction work conducted in Cannonsgate must take place under a North Carolina licensed builder or contractor with a limited, intermediate, or unlimited license, even if the owner is the contractor or builder.

ARTICLE 4 – SITE REQUIREMENTS:

4.1 **Impervious Area:** All lot improvements (driveways, walkways, building footprints, fencing, patios, etc.) with the exception of raised wood decking and the water surface area of pools, must be within the allowable impervious area assigned to each lot as indicated below:

Lots 1-304, 347-368, 376-426:	3,200 square feet of total impervious area allowed.
Lots 305-346, 483-514:	2,680 square feet of total impervious area allowed.
Lots 369-375.	3,200 square feet of total impervious area allowed.
Lots 427-482, 515-525:	3,080 square feet of total impervious area allowed.



The following rules apply to the calculation of impervious areas in Cannonsgate at Bogue Sound:

1. The full building footprint must be counted as impervious or Built Upon Area (BUA).
2. The area under roof overhangs shall not be counted as BUA. Downspout extensions must stop at least 30' from Mean High Water (MHW) to allow an opportunity to sheet flow.
3. The full area under covered porches even if it covers pervious decking is considered BUA.
4. Garden or retaining walls covering more than 100 SF are to be calculated based on the area over 100 SF only. Where all walls on the site have a total footprint of less than 100 SF, they are exempt from the calculation.
5. Concrete driveways, patios, and utility pads (HVAC equipment and electrical transformers placed on pads on the ground) are to be counted in the BUA calculation.
6. Permeable pavement may, under certain circumstances, be approved. Option 1: A design by a registered Engineer or Land Surveyor by the State of North Carolina. must be submitted to the Cannonsgate HOA Management firm (CAMS) as a Minor Permit Application for review and approval. Option 2: If permeable pavers are utilized, a submitted design consisting of Concrete Pavers over 2 inches of #8 Aggregate over 8 inches of #57 Aggregate will be acceptable to satisfy the stormwater storage requirement of the NCDEQ Stormwater Design Manual.
7. Sidewalks and driveways are considered BUA, with the following stipulation: Sidewalks which are constructed by the developer adjacent to roads that have been constructed by the developer as shown on the approved plat are not to be counted against the lot's BUA allocation. That portion of a sidewalk and a driveway, or everything else that is constructed by the lot owner within the right-of-way, must be considered BUA for that specific lot.
8. Open decks and steps are not counted as BUA if the ground beneath the decking is not concrete or some other impervious material. Loose Pea gravel below decks where it is not subject to compressive loads may be considered pervious. Where access is given to areas below decks for storage, those areas shall be considered in the BUA calculation if covered with gravel or pavement. See also # 10 below.
9. Where wood decking is used in place of driveways, walkways, or patios, they shall be elevated above the grade (or a trench constructed below the decking) to not be considered BUA. Decking placed directly on the ground is considered no different than asphalt or concrete and must be counted as impervious or BUA.
10. Pea gravel used in landscape applications is not considered BUA unless it is subject to compaction,. Gravel is specifically included as an impervious surface and counted as BUA.
11. Interlocking concrete pavers and other forms of 'permeable' pavement may receive credit against BUA. Credit to be received must be based on calculations performed and sealed by a Professional Engineer or Land Surveyor registered as such by the State of North Carolina.



12. Culverts are generally installed on a bed of gravel, but the gravel is not directly driven over, and therefore, not subject to compaction according to DWQ sources. The actual impervious driveway area above the pipe is all that needs to be counted as impervious or BUA at culvert locations.
13. The pervious area above an underground storage tank is counted as pervious. It shall not be counted as impervious in the BUA calculation.

4.2 **Setbacks:** Setback requirements from property lines are established in these Guidelines and by Specific Site Zoning and are subject to public utility easements, drainage easements, landscape easements, and rights-of-way. All front setbacks noted are from road rights of way, not curbs. **No part of the home including front steps may encroach on a setback**, with the exception of (1) the eaves may extend across a side yard setback, and (2) Brick veneer foundation wall no taller than the top of the ground floor may extend up to 5 inches across a side yard setback. Driveways, patios, and sidewalks may encroach on a setback and a fence may be placed along a property line. All homes must meet minimum setback requirements, as set forth in the recorded plat, deed restrictions, governmental regulations, and as follows:

- All “Charleston” styled lots (lots numbered 131-525) shall comply with minimum setback requirements as follows (the front setback line is also the required build-to line.):

Front Yard Build-To Line: 20’
Side Yard Setback: 5’
Rear Setback: 5’

“Double Lots” (two lots combined to form one new lot) in the “Charleston” style whose main residence is constructed mainly on one half of the property as seen from the road shall comply with the minimum setback requirements and build-to outlined above.

“Double Lots” (two lots combined to form one new lot) in the “Charleston” style whose main residence is constructed more or less equally across the new lot as seen from the road shall comply with the minimum setbacks and build-to requirements below:

Front Yard Build-To Line: 20’
Side Yard Setback: 10’
Rear Setback: 10’

- All “Low Country” styled lots (lots numbered 1-130) shall comply with minimum setback requirements as follows:

Front Yard Build-To Line: 35’
Side Yard Setback: 10’
Rear Setback: 10’



“Double Lots” (two lots combined to form one new lot) in the “Low Country” style whose main residence is constructed mainly on one half of the property as seen from the road shall comply with the minimum setback requirements outlined above.

“Double Lots” (two lots combined to form one new lot) in the “Low Country” style whose main residence is constructed more or less equally across the new lots as seen from the road shall comply with the minimum setback requirements below:

Front Yard Build-To Line: 35’
Side Yard Setback: 15’
Rear Setback: 10’

The CARC reserves the right to require alternate setbacks, to be determined at time of the CARC review, in order to preserve particular view corridors, or to account for unusual topography, natural site features, or other extenuating circumstances.

4.3. **Deleted**

4.4. **Construction Entrance:** The property owner/contractor is responsible for keeping dust and dirt off the road and for maintaining the construction entrance to the lot.

4.5. **Material Storage:** All construction materials must be kept within the property lines and street rights-of-way must be kept open for vehicular access to all sites. Temporary storage structures must receive approval by the CARC prior to their use. Storage structures may not be used as living or office quarters. Materials must be stored on site in a manner that anticipates severe weather arriving at any time.

The use of adjacent properties for storage of materials or for laydown areas will require the written consent of the adjacent property owner. The builder will be responsible for restoring the property to its original condition and to the property owner's satisfaction.

The use of common areas or properties owned and controlled by the Cannonsgate HOA for the use of material storage or for laydown areas will require the written consent from the Cannonsgate HOA. Upon completion of the project and use of the subject area, the builder will be required to re-grade and re-sod the disturbed areas with Tifway 419 Bermuda Sod.

4.6. **Vegetation Protection:** All existing trees or other vegetation shown on the plans, or required by the CARC, to be preserved shall be protected prior to commencing construction with a construction fence placed at the drip line, fully around the tree. It will be the financial responsibility of the applicant to mitigate or restore any disturbed areas and to keep the barriers in good repair during construction.

4.7. **Dumpster and Site Clean-up:** A commercial dumpster is required on site immediately following initial site grading in order to keep a neat and clean construction site and for the disposal of all refuse associated with the construction program. At the end of each workday all construction materials must be stored neatly, and trash placed in the dumpster, which shall not be filled past the top of the dumpster rim. Fabricated wood or wire bins are not permitted. The builder is encouraged to utilize the services of a disposal company that is environmentally friendly by using recycling and composting techniques. The services company shall have a severe storm management plan in place



for removal of dumpsters from the neighborhood no less than 24 hours before the arrival of known severe weather. The agreement for such services shall be provided by the homeowner's builder prior to the arrival of the dumpsters on site. Materials not placed in dumpsters may be removed by the HOA with the expense billed to the owner. Sites shall be cleaned of debris at the end of each workday. Fires for burning of trash are Not Permitted.

- 4.8. **Toilet Facilities:** Each construction site is required to have a job toilet and it must be placed inside the home site area in the least conspicuous location with the door facing away from the street. The units shall be properly maintained so as not to pose a nuisance. A storm policy is required similar to that stated in article 4.7. Secure the porta-toilet to prevent over-turning. Fine for failure is \$300.00/day.
- 4.9. **Potable Water:** Water Meter must be installed at the onset of construction and maintained throughout the course of the work.
- 4.10. **Drainage:** Storm water runoff must be directed to the existing natural drainage features or to storm drainage facilities. The installation of silt fence on lots adjacent to a water or drainage feature is required. All silt fence installations shall be in accordance with Appendix C.
- 4.11. **Mailbox:** Mailboxes are not permitted.
- 4.12. **Driveways/Walkways:** Natural concrete with a broom finish, concrete, or brick pavers may be used subject to approval by the CARC. **Unpaved strips within driveways consisting of grass, loose gravel, or any other material is prohibited. Driveways consisting of a combination of pavers and concrete will be reviewed on a case by case basis.** Asphalt & gravel driveways are prohibited. Driveways shall be constructed and maintained in accordance with the requirements of the Cannonsgate Covenants, Conditions and Restrictions and all requirements of the NC Department of Transportation. The drive shall be splayed at the end of the apron except when adjoining community sidewalks. A concrete culvert must be installed if the driveway crosses a drainage swale. Additional measures are required if the driveway crosses a certified Wetland.
- 4.13. **Exterior Lighting:** CARC approval is required for all exterior lighting fixtures except recess can lighting on porches. Exterior lights shall be appropriate to the theme of the design and in keeping with historic precedence. Exterior lighting shall be directed toward the house and be of low wattage (limited to 2,000 lumens) to minimize glare sources to neighbors and other homeowners. Lighting for walkways generally must be directed toward the ground. Lighting fixtures shall be dark colored so as to be less obtrusive. Any deviation from the aforementioned guidelines or use of high-wattage, spotlights, floodlights, or ballasted fixtures (sodium, mercury, multi-vapor, fluorescent, metal halide, etc.) requires CARC approval. The CARC may take into consideration the visibility and style of the fixture and on the home. Lighting of walls can be achieved by use of eave or ground recessed fixtures. Landscape lighting should be concealed where possible by ground recessing or placing in shrub beds. Colored lights are prohibited, except as temporary holiday decorations installed 30 days ahead of and 14 days past Christmas Day. Post-mounted light fixtures will be considered on an individual basis. The spillover of light on to neighboring property shall be avoided and lights shall be shielded where necessary.
- 4.14. **Flagpoles:** Yard-mounted flagpoles are not permitted on any portion of the Properties.



- 4.15. **Official Flags:** Owners may, during daylight hours, display one official flag of the United States of America and one official flag of the State of North Carolina, not to exceed 4' x 6', attached to their home without the approval of the CARC. No other flags are permitted.
- 4.16. **Fountains:** CARC approval is required for all fountains. Fountains require a Minor Projects application.
- 4.17. **Garages:** All residences shall have a fully enclosed garage designed to accommodate at least two vehicles when garage doors are in the closed position. Such garages shall be compatible with and complementary to the main residence in Architectural style, material, color. Each garage entry must be through a single width door. Garages shall be finished on the inside. Double garage doors are prohibited except on lots 40 feet wide or less. For all garage doors, hardware shall be applied to create the appearance of carriage style doors. Double garage doors must have hardware installed to create the appearance of two separate doors. Garage doors, either single or double, must present a carriage-house appearance and include overlays, be of high-quality construction and materials (such as aluminum or fiberglass), and carry a lifetime warranty on the finish. Approved Garage Doors are:

Clopay Carriage House Doors
Carriage House Doors Company Old Fort, NC
Fimbel Architectural Door Specialties
Marvin's Carriage House Garage Doors
Overhead Door Co. Impressions Collection and Courtyard Collection
Haas Garage Doors
Amarr Garage Doors
Hormann Garage Doors

- 4.18. **Hot Tubs and Saunas:** Installation of Hot tubs or saunas are subject to Part A Minor Projects Review. All mechanical equipment necessary for the operation of any hot tub or sauna must be located in the rear or side yard and shall be screened from the street and neighboring units by a fence, wall, or landscaping, such screening to be in accordance with these Guidelines and approved by the CARC. High noise generating pumps and motors may require full masonry wall sound screening, a requirement determined solely by the CARC.
- 4.19. Applications for hot tubs, Jacuzzis, saunas, and spas shall be accompanied by a screen or fence plan and a plot of the property with the improvements indicated thereon and evidencing compliance with the above criteria.
- 4.20. **Pools:** CARC approval is required for the construction or installation of pools. Pools are considered a Major Project. Pools must be located in the rear yard and must be an integral part of the residence and landscape. Landscaping shall be provided around any retaining wall, and such walls and landscaping must be an integral part of the overall landscape plan. All mechanical equipment necessary for the operation of any pool must be located in the rear or side yard and shall be screened from the street and neighboring residences/buildings for sound isolation. Screening is to be submitted to and approved by the CARC. Above ground pools are prohibited.

Pools on Adjacent Lots are allowed subject to the following conditions being met:



- A copy of the recorded plat from the Carteret County Register of Deeds Office showing the showing the combining of two or more lots into one single lot will be required prior to the granting of project approval by the CARC.
- Pools must not be visible from the street. They can either be shielded by a structure, courtyard wall, or combination thereof.
- If a structure is used for screening, it will need to span the entire width of the buildable area of the lot or be a combination of a structure and courtyard wall and must connect to the primary residence. The structure shall have a minimum building height of 28 feet and a minimum roof slope of at least seven (7) vertical to twelve (12) horizontal inches over the main structure. The structure must be of the same color, material, and style that is generally recognized as complimentary to that of the main residence. Roofing materials shall match those of the main residence. (Ref. Article 5.6 of the Architectural Guidelines).
- If a courtyard wall is used for screening, it must be connected to and constructed in such a way as to be an integral part of the primary residence. All courtyard wall designs must be a minimum of 6 feet above finished grade.
- Design of the subject structure or courtyard wall will require approval from the CARC prior to the beginning of construction of the project.
- The project must be completed within 13 months of starting construction.
- CARC approval of the pool, structure, and any courtyard walls will be considered as one major project. Only one application and a \$ 750.00 review fee will be required.

Architectural Review Fee for Pools and Accessory Structures – Considered a Major Project: \$750.00. Applies to review of pools, spas and major hard-scape modifications that are not included with the initial submittal for a new residence. There is no refund of this fee. Use Application Form Three “Major Projects.”

SUBMIT FOR REVIEW:

1. **Site Plan** at 1/4" = 1'0" scale to include:
 - a. Foundation &/or pier locations of house
 - b. Driveways
 - c. Trash containers and HVAC enclosures **MUST** be located on plan and be constructed of materials that complement the home, are aesthetically pleasing and functional.
 - d. Existing accessory structures.
 - e. Pool, pool equipment, deck, or pool enclosures and fencing.
 - f. Any other enclosures or improvements
 - g. Landscaping Plan integrating pool with home and screening pool from street.
- 4.21. **Ornaments and Statues:** Lawn ornaments, statuary and outdoor sculpture must be submitted for CARC approval as a Part B Minor Project, in advance of installation and are prohibited in front and side yard areas unless concealed within a privacy wall. Approved ornaments installed in rear yard areas or behind privacy wall must be placed to not be visible from adjacent lots.
- 4.22. **Antennae & Satellite Dishes:** Part A Minor Project: No exterior antennae are allowed. One small and inconspicuous Satellite dish which is installed upon or adjacent to any residence, and is screened from adjacent properties and the street, and is integrated with the residential structure and surrounding landscape, is permitted and does not require CARC approval. Such equipment shall be



located only inside or rear yards that are not adjacent to a street and shall be located as inconspicuously as possible.

- 4.23. **Exterior Wires & Cables:** No exposed exterior wires or cables of any kind are permitted, except as may be approved on a case-by-case basis for lightning protection and other services.
- 4.24. **Garbage Containers:** Garbage containers, when stored in the side or rear yard and must be kept screened from view from the roads and adjacent lots. No front yard storage is permitted.
- 4.25. **Walls & Fencing:** Part A Minor Project: Walls and fencing should reflect the architecture of the residence. Special consideration should be given to the design and placement of the wall or fence from neighboring home sites. No fencing will be erected or permitted to remain between the street right-of-way and the applicable minimum building setback line, as approved by the CARC. **Chain link fencing will not be allowed.**

All metal fences shall be aluminum and of a post and picket design with a minimum overall height of 48 inches, with a minimum post dimension of 2 inches square. All posts must be set in concrete in accordance with the current edition of the North Carolina Residential Code. Proposed fence designs consisting of wood or brick columns with metal or wooden rails and pickets will be considered by the CARC on a case-by-case basis.

All walls and fences, including description of materials, must be approved by the CARC prior to installation. Any fencing and/or walls to be installed shall be shown on the site plan. Fencing brochure pictures must be submitted digitally and approved by the CARC.

- 4.26. **Patios & Decks:** Major Project. Patios, decks, deck railings, and deck supports shall be substantial in appearance, and reflect the style and Architectural detail of the residence. Decks and patios shall be constructed of materials that are generally acceptable as complementary to the residence. Decks and patios shall be designed and installed as an integral part of the residence or patio area. Any such decks or balconies must be located so as not to obstruct or diminish the view of or create an unreasonable level of noise for adjacent property owners. Construction shall not occur over easements unless specifically approved by the utility company having jurisdiction and must comply with the applicable governmental requirements.
- 4.27. **Delete**
- 4.28. **Accessory Buildings:** Owners shall obtain CARC Part A Minor Projects approval prior to construction of any accessory building or permanently installed playhouses, doghouses, gazebos, green houses, whether built during initial construction or after. Accessory buildings shall meet the following criteria:
 - 1. An accessory building must be of the same color, material, and Architectural style as the main residence, or of color, material, and style that is generally recognized as complementary to that of the main residence. As accessory building's roofing materials shall match those of the main residence. See Article 5.6.
 - 2. Any utilities servicing accessory buildings shall be installed underground.



3. Accessory buildings generally shall be located in the rear one third of the yard as long as it does not front onto a street or encroach on a setback and shall be incorporated as an integral part of the landscape plan, shall not unreasonably obstruct any adjacent neighbor's views of the ponds, open areas, or other amenities, and must be screened by a fence or vegetation.
 4. Freestanding metal utility sheds or storage sheds are not permitted.
 5. A playhouse shall be considered an accessory building if it measures more than 30 square feet, is more than 6 feet high from peak to ground or is constructed on a concrete slab or footing. All playhouses and playground equipment must be located in the rear yard, within setbacks and screened from view from adjacent properties and the street and must be muted or natural colors as opposed to bright primary colors. Tree houses are not permitted.
 6. Dog houses shall not be visible from the street or adjacent properties, placed inside setbacks, and shall be muted or natural colors. CARC approval may require screening or landscaping. Dog lots, dog runs, and dog kennels are not permitted.
 7. Docks: The addition of docks is not permitted.
- 4.29. **Recreational Equipment:** All recreational equipment, including, but not limited to, tennis courts and playgrounds must be approved by the CARC as a Part A Minor Project prior to installation on any lot. The CARC will require photographs or other means of illustrating the appearance of equipment. Recreational Equipment may not be located forward of the front set back. No equipment may be placed less than 25' from any property line, unless screened from view of adjacent properties.
- 4.30. **Recreational Vehicles:** All boats and recreational vehicles (i.e., campers, motor homes, etc.) must be kept in a garage. NO outside storage will be allowed except for the HOA controlled boat storage area.
- 4.31. **Birdbaths, Birdhouses, and Birdfeeders:** CARC approval is not required for the rear yard installation of a birdhouse, or a birdfeeder that is less than one foot wide by one and a half feet tall, or a birdbath that is three feet tall or less, including any pedestal. Placement in any front or side yard requires CARC Part B Minor Project approval.
- 4.32. **Clotheslines:** No clotheslines are permitted on the exterior of homes or on any lot.
- 4.33. **Signs:**
- A. **Signs:** All signage must be in accordance with the Cannonsgate Signage Guidelines below. One security sign may be permitted in the front yard located either adjacent to the driveway or in close proximity to the front entrance of the main dwelling.
 - B. One builder/owner sign approved by the Cannonsgate HOA, and permit board shall be allowed. The builder sign shall be erected on the lot/parcel prior to commencement of any work, including clearing or grading and must display the lot number. The Builder sign shall be securely erected, and no signs or permits shall be placed in/on trees. The builder sign shall be removed



immediately upon the issuance of a Certificate of Occupancy unless a longer period is granted in advance by the CARC. Only the sign approved by the CARC will be permitted. Only one Builder sign or one “For Sale” or Realtor sign will be permitted. NO SEPARATE SUBCONTRACTOR SIGNS ARE PERMITTED. THE BUILDER SIGN MAY INDICATE “NO TRESPASSING” WITHIN ITS TEXT. NO OTHER SIGNS ARE PERMITTED.

- 4.34 **Criteria for the Development of Homes along the ICW:** The Development Permit issued by the State of North Carolina Department of Environmental and Natural Resources (Permit number 120-88) made specific requirements for the discharge of water on lots along the ICW. In adhering to the intent of the permit, homes along the ICW must be graded to allow water to pass along the sides of the homes and into the ICW. The finished garage floors are typically required to be elevated and as such, driveways must be configured to allow the water to be discharged to the road.

ARTICLE 5 – BUILDING REQUIREMENTS:

- 5.1 **Architectural Standards:** The design of all structures shall be predicated on the principles, ideals, and specific requirements, established in the Cannonsgate at Bogue Sound ARC Guidelines. Guidelines and copies are available on-line at CGHOA.com or CAMS Management Company. The CARC may disapprove plans if in its judgment the massing, architectural style, roofline, exterior materials, colors, or other features of the building do not meet these standards. No factory-built modular or mobile home type construction shall be permitted. **NOTE: No slab-on-grade heated areas are permitted except as follows: Ground floor areas behind garages on an elevated floor plan can have heated areas as long as there are no unscreened doors facing the front elevation. In the “Charleston Section” no more than 600 SF of the lower level may be credited toward the minimum area requirement of the home.**

There shall be no impervious improvements within designated wetlands.

- 5.2 **Minimum Area Requirement:** For all lots, the minimum area requirement for any residence shall be 2,500 heated square feet (HSF). Square footage for the purposes shall be measured in accordance with the North Carolina Real Estate Commission recommendations.
- 5.3 **Building Height:** No residence shall exceed three- and one-half stories above ground level. “Charleston” styled homes shall not be less than three stories. **Entry floors for homes shall be a minimum of 30 inches above finished grade or sidewalk level, whichever is higher. In the “Charleston” section, the second level can be considered the entry floor provided there is a front exterior staircase accessing this level. In this case, any forward facing doorways on the ground level other than garage doors will have to be screened from view from the street.** A one-story home shall have the appearance, through its architecture, of being at least a one and one-half story home. In no case shall any building height exceed 50 feet. All homes in the “Charleston Section” shall have a minimum building height of 40 feet. All homes in the “Low Country Section” shall have a minimum building height of 28 feet. Building height shall be as measured from the lowest point of contact of the dwelling to the earth to the highest point of any element of the home except chimneys and spires.



5.4 **Roof Slope:** The minimum roof slope over the main residence structure shall be at least seven (7) vertical to twelve (12) horizontal inches.

5.5 **Exterior Wall Treatments:** The materials listed below are acceptable exterior wall treatments for vertical and horizontal surfaces (except as noted). When used in combination, transitions from one material to another shall be made in an aesthetically sensitive manner such that the appearance and style of the home is consistent on all sides.

Materials:

- Wood clapboard painted or stained with minimum ½” butt, 4” to 8” exposure, terminating minimum 30” above finished grade.
- Wood shingle, with skirtboard or water table terminating 30” minimum above finish grade.
- Board and batten may be used only in low country applications when used as accent or trim and not as a foundation element.
- Brick.
- Cement based siding board in a clapboard or shake profile. 4x8 Masonry Board is allowed on condition that joints are concealed. All siding must terminate in a water table or skirt board, 30” minimum above finished grade.
- Anodized, copper or paint finishes are required on all metal surfaces including windows, flashing, drips, and caps, in colors matching the approved trim colors.
- Soffits must be of wood or cementitious materials. Aluminum and vinyl soffits are prohibited.
- Synthetic/foam products (EIFS) used on the exterior of buildings are not approved.
- Gutters and downspouts shall be used at all eave lines unless deemed inappropriate and should be either aluminum or copper. Galvanized material is NOT permitted. Gutter color, if aluminum, should closely match the trim color. Downspouts must be connected to underground drain lines terminating on-site.
- No vinyl or aluminum siding will be approved.
- SPECIAL NOTE: All HVAC units and pool equipment shall be concealed by landscaping, or an approved constructed screen, from street view.

Configuration:

- Wood walls shall have minimum 4” trim at corners and openings.
- Frieze height shall be a minimum of 10” on masonry structures and 6” on wood structures.
- Chimneys shall extend to the ground.
- Window and door casing shall be separated from frieze by a minimum of 6”.

General:

- **Foundation walls, piers, and chimneys shall be brick or stone, and must be a minimum of 30” high. Stucco or stucco finishes are not allowed.**
- If not enclosed by louvers, the **undercroft of decks and porches** less than or equal to 5’ above grade, shall have vents sized and detailed as window openings on the foundation wall beneath the plane of the deck/porch. This requirement is not applicable for a raised slab foundation.
- **Piers** shall align with columns.



- **Screening by louvers** must be provided at the **undercroft of all steps and entry porches.**

5.6 **Exterior Colors:** Exterior colors are limited to the colors included in the Cannonsgate at Bogue Sound Color Palette (See Appendix D). Color samples are available in the Sherwin Williams stores and on the internet. Exterior colors shall be equal to the colors shown on the referenced appendix and must receive approval. Colors proposed otherwise will require that a variance be approved. The specific manufactured product shall be classified as Chalking Resistant or contain no chalk (e.g., calcium carbonate). All color selections must be complementary to one another.

5.7 **Roofing:**

Materials: Acceptable roof materials are natural or synthetic slate; copper; dimensional architectural asphalt shingles, equal to GAF Ultra HD, Owens Corning Berkshire Collection, Certainteed Landmark Pro, Certainteed Landmark Premium; wood shingles; metal shingles or metal panels. Barrel tile roofing materials will be reviewed on a case-by-case basis.

Configuration:

- Principle roof: symmetrical gable or hip with slope 7:12 to 12:12.
- Ancillary roof(s): shed, hip or gable with slope 2:12 to 9:12.
- Flat roofs are permitted when enclosed by balustrade or parapet.

General:

- Maximum 24"x48" skylights permitted on rear (side of residence permitted if next to buildable lot).
- Gutters shall be square or half round aluminum or copper.
- Minimum roof projection for all houses is 12".
- **The installation of solar panels are not allowed.**

5.8 **Windows, Doors, Shutters and Trim:**

Materials:

- Windows shall be wood, framed in vinyl or aluminum clad, or Ultrex Fiberglass in clear glass or a tinted glass in gray or smoke colors.
- Double hung, casement and fixed vinyl or fiberglass windows are approved as follows: Andersen 100 Series Fibrex; Certain Teed MW 9000 series (9540 or 9555); Jeld Wen Premium Vinyl 4500; Marvin Integrity Series; Pella 350 Series; Simonton Pro-Finish Master, Atrium Windows Series 450 with DP 50, YKKAP Style View Double-hung NLY Series or United Series 5900 series, Stergis Windgate Double Hung series, and PGT EnergyVue 5460 series windows
- Jambs must be 4- 9/16" deep, minimum.
- Other Windows an owner wishes the ARC to consider will be evaluated on a case-by-case basis. Please provide a sample window and allow 30 days for the evaluation. "Single hung windows are not permitted." Please contact the ARC for consideration of any window you wish to submit, c/o CSMorehead@CAMSMGT.com
- Samples shall be submitted for gray and smoke glass colors for approval by the CARC.
- Screens on porch enclosures shall be dark bronze or charcoal.

CANNONSGATE

At Bogue Sound

- Window screen fabric must be dark bronze or charcoal color and cover the entire window.
- Single sash screens are not permitted.
- Windows shall be trimmed/banded on the front side, and at the rear elevations.
- Doors shall be of painted or stained wood or fiberglass.
- Shutters shall be of wood or solid PVC.
- Wood or masonry sills should project enough for drip kerf.
- Masonry walls shall have expressed lintels or jack arches above openings.
- The CARC must approve security treatments for doors and windows.

Configuration:

- Windows shall be operable casement or sash of vertical orientation. Where screens are used, they shall be full screens.
- Single Hung windows are not permitted.
- Multiple windows in the same opening shall be separated by a 4" mullion. Pre-mulled windows with 4" mullions are acceptable.
- Windows are to be installed on front, back and sides of homes, number, and graphic alignment to be on a case-by-case basis. Houses on corner lots or curves in roads shall have full complement of windows on the exposed side.
- Windows shall not be wider than they are tall.
- Muntins shall be of the same angled profile as, and coplanar with the sash, 7/8" maximum width.
- Where SDL exterior muntins are used they shall be permanently fixed.
- Windows and casings inset a minimum of 1.5" in a masonry wall.

General:

- Shutters shall appear to be operable and sized to match opening. Include hinges and shutter dogs.
- Single bay garage doors shall be 9'-0" maximum width and 7'-6" minimum clear height.
- Polygonal bay windows shall project perpendicularly from main structure a minimum of 8".
- Single door openings shall be 48" maximum.
- Wood attic vents shall not be wider than they are tall and shall be trimmed as a window.

5.9 **Screen Doors:** Front screen doors are not permitted. Screening is not allowed at the garage doors and CARC approval is required for all other screen door applications. Screen door design and color must match and be generally accepted as complementary to that of the actual entry doors of the house.

5.10 **Vents:** Plumbing vents, mechanical vents and fans, turbine type attic vents and other similar types of vents must be painted to blend with the roof and siding. No vents shall be located on the front elevation.

5.11 **Ceiling Height:** In homes of two stories or more in height, the minimum ceiling height on each floor shall be 9'-0". In one and one-half story homes, the ceiling height on the first floor shall be 10'-0".



- 5.12 **Deleted**
- 5.13 **HVAC Units:** HVAC units may encroach on setbacks but must be screened from street view. Screening may be masonry walls, heavy wood screens or evergreens which conceal the HVAC units from view (not less than 6” below top of units and no more than a 12” gap in between). Window air conditioning units and through-wall units are not permitted. Note the offset requirements by manufacturers should be taken into account when setting the HVAC equipment pad and required screening wall.
- 5.14 **Awnings & Overhangs:** The installation of awnings or overhangs requires CARC approval. The awning or overhang color must be the same as or generally recognized as complementary to the exterior of the residence. Metal awnings are prohibited.
- 5.15 **Deleted**
- 5.16 **Glass Block:** Glass block on the exterior of a dwelling shall be subject to CARC approval. Glass blocks shall not be a dominant feature for the dwelling or elevation.
- 5.17 **Covered Porches:** All homes in the “Low country” style shall have a covered front porch, a minimum of eight feet in depth and are encouraged to have side porches. The front porch shall extend a minimum of 40% of the street façade. All homes in the “Charleston” style are encouraged to have front, side, or combined front and side porches, and rear porches. Porches in all cases shall be 8 feet deep as a minimum. Homes that do not have porches must have balconies that are braced and that front the street. Double Lot “Charleston Single” style homes whose main residence is constructed mainly on one half of the property as seen from the road may have a two-story side porch facing the open space side yard. Porch columns in every case shall be a minimum of 12 inches (square or round). Larger ground level columns may be required. Porches on all homes in the Charleston style shall be two levels, and where the home backs onto a **lake or community area**, the rear porch shall be two levels extending across the rear of the home. **The massing between porch levels shall be, at a minimum, eighteen inches in depth.** The porch depth shall be eight feet minimum on front and rear. Porch steps shall be enclosed with slatted boards or brick and shall have closed risers. Lattice is not approved. Porch designs are reviewed on a case-by-case basis, with consideration given to architectural style of the home, and applicability to the *Intent* of the Cannonsgate ARC Guidelines.
- 5.18 **Screen Porches/Patios & Other Enclosures:** CARC approval is required for the construction of covered porches, patios, and other enclosures. Such structures and their supports shall be substantial in appearance and reflect the style and architectural detail of the residence. Such structures shall be constructed of materials that are generally acceptable as complementary to the residence and be designed and installed as an integral part of the residence with rooflines that complement that of the principal structure. Any such structure must be located so as not to obstruct or diminish the view of or create an unreasonable level of noise for adjacent property owners. Such structures are not permitted on the street(s) façade. Construction shall not occur over easements unless specifically approved by the utility company having jurisdiction and must comply with the applicable governmental requirements. The screens shall be either dark bronze or charcoal.
- 5.19 **Retaining Walls:** Retaining walls shall not exceed 48” in height per wall at any location. Areas along the ICW may have a retaining wall up to the 404 line or VE line, whichever is further from the ICW.



The wall should follow the 404/VE line. The wall shall not exceed 48” in height from ground to top of wall as measured on the ICW side. The walls shall be constructed of Fiber Reinforced Polymer (FRP) or segmented stone. This standard is required in order to provide a uniform appearance along the ICW.

- 5.20 **Propane and Oil Tanks:** Propane or oil tanks located in yards must be installed underground. Smaller gas tanks allowed by code may be installed adjacent to a home but must be screened from view.
- 5.21 **Additions, Modifications & Expansions:** Any addition, modification, expansion, or similar alteration, including changes to the color scheme, of a previously approved residence, whether before or after the initial construction, is subject to the requirements of these Guidelines and must be submitted to the CARC for approval. Updated impervious area calculations must be included in the submission to the CARC.

ARTICLE 6 – LANDSCAPING REQUIREMENTS:

- 6.1 **Purpose:** These landscape requirements have been established to maintain the high standards of Cannonsgate at Bogue Sound and reflect the community’s emphasis regarding the value of open spaces, natural landforms, landscapes, and sensitive environmental eco-systems. Such requirements and guidelines help assure a positive impact in property values, quality of life, and the overall enjoyment and benefits of outdoor living while reducing any negative impacts on the natural eco-system. As such, plans shall be prepared and sealed by licensed landscape contractor or licensed Landscape Architect. Drawings shall have planting details as well as layouts and schedules.
- 6.2 **Approved Plants:** Appendix A offers some suggestions. All plantings shall be placed in accordance with standard horticulture practice.
- 6.3 **Shade & Street Trees:** In general, the site shall have one large hardwood tree of a caliper of 2.5” or better at the base for every 4000 SF of gross site area, or fraction thereof. (A 9200 SF site shall have a minimum of 3 trees). Existing trees may be counted if meeting requirements as follows:
- No more than two trees of the same variety may be used to satisfy this requirement.
 - *Lots on the ICW may calculate number of trees required by area of lot between street and the 404 wetlands (i.e., the “UPLAND” of the lot). Surveyor must confirm SF of upland on survey map.
- 6.4 **Evergreen Foundations:** Evergreen Foundation Plantings are required to provide year ‘round accents and softening of foundations as well as provide a backdrop for ornamental and flowering plants. A minimum of 18”-24” tall shrubs planted 36”-48” on center will be required in areas along foundations and under windows, with exceptions for lower windows, porches, and in areas where the foundations materials are an important architectural accent. Quantities will be decided on an individual basis.



- 6.5 **Evergreen Screening:** Evergreen screening is needed to conceal service and utility areas. Quantities and sizes will be considered on an individual basis but should provide immediate screening.
- 6.6 **Lawn, Groundcover & Mulch:** Areas should be established to control erosion in compliance with all Environmental Rules & Regulations of the Community, County & State. All Lawn areas must receive Sod. Natural areas must be mulched, and ground cover is recommended on slopes greater than 3:1. Seeding and maintenance of grass areas must be done in accordance with the North Carolina State University Guidelines for turf grass in “high profile home lawns”, as described on their website: <http://www.turffiles.ncsu.edu/turfselect/>
- 6.7 **Minimum Plant Sizes:**
- **Ground Covers:** 1 gallon: 12-18” spread 3 gallons: 18-24” spread (large and/or sloping areas may appropriately plant smaller sizes in greater quantity.)
 - **Hardwood and Canopy Trees (including ornamentals):** 2.5” caliper (or 12 -14”)
 - **Evergreen Trees:** minimum 6-8’ height
 - **Foundation Shrubs:** Minimum of 3 gallons or 18”-24” tall planted 36”-48” on center. (Refer to 6.4 above)
 - **Screen Plantings:** Minimum height must match height of HVAC and utilities at planting and be spaced to completely screen utilities or service areas. (Refer to Article 6.5 above)
- 6.8 **Exterior Lighting:** Refer to Article 4.13 above.
- 6.9 **Ornaments & Statues:** Refer to Article 4.21 above.
- 6.10 **Irrigation Systems:** Must be installed in a manner that does not allow well water to distribute over community amenities (sidewalks, curbs, etc.) or neighboring properties.

ARTICLE 7 - ARCHITECTURAL REVIEW SUMMARY

The following is a brief outline of the steps to progress through the Architectural Review process. It is essential that the Architectural Guidelines are studied in full to gain a complete understanding of the requirements for building in Cannonsgate. Use of this outline will not substitute for failure to study and comply with the Guidelines.

- **STEP ONE:** Order a Lot Survey, and Site Plan for your proposed project from a licensed surveyor familiar with Cannonsgate. These two documents must be provided to the CARC at all phases of review. Confirm that your house plans and site plan conform to either the “Low Country” or “Charleston” section of Cannonsgate’s specific requirements.
- **STEP TWO:** Assemble your documents for submittal.
 - A. Check your proposed house plans and site plan against the Guidelines to assure compliance.
 - B. Convert your maps and drawings, scanned to scale, to digital files (pdf).
 - C. Decide which phase you are submitting for review:
 - i. Schematic Design (SD) – Optional, but highly recommended.
 - ii. Design Development (DD) – Required



- iii. Construction Documents (CD) – Required.
- D. Use the Check Lists and Application Forms to check that you have assembled complete information.
- STEP THREE: Use the Fee Checklist on the Application Form and pay all required fees to the Cannonsgate HOA prior to submitting your documents. The CARC review begins only upon receipt confirming payment of fees. When the full receipt of fees is confirmed, you will receive instructions for submittal of documents and application to the CARC.
- STEP FOUR: Fill out the Cannonsgate Architectural Review Application Form(S) related to the Phase you are submitting for Review:
 - i. Schematic Design (SD) Review – Optional, but highly recommended.
 - ii. Design Development (DD) Review – Required
 - iii. Construction Documents (CD) – Required

Complete the relevant Check Lists, noted on the Application Form(s), and submit with the maps and drawings for each phase. **Incomplete Submittals will not be reviewed.** Applicants will be notified within seven (7) working days if the submittal is incomplete.

- STEP FIVE - CARC REVIEW COMMENTS: See Article 3 for complete details. Once the CARC has completed its review, if the note is anything other than “Approved,” you must make the CARC modifications requested in order to build, or to receive Final Approval in Cannonsgate. If re-submittal is required by the CARC, the 30-day review period begins again when the new submittal is uploaded.
- STEP SIX - ON SITE REVIEWS: Download and complete a Request for On-Site Review Form for each of the following, and submit to CARC:

Pre-Construction Site Staking Review: This review must be scheduled and approved prior to clearing, grading, or beginning any construction. Construction must not start prior to receiving approval at site staking. Construction must start within four months following site staking approval. Building sign displaying lot number must be installed for this review to take place.

Review at Dry-In: This review is to be scheduled at the point when the roof is on, and the windows and doors have been installed. Construction is Not Permitted to continue without scheduling the dry-in review.

Final Review: This review is to be scheduled upon completion of all construction, including landscaping and accessory structures. Note that the Final Survey, confirmation of impervious areas and certification of materials and design, must be submitted along with the request for Final Review.



ARTICLE 8 - CLARIFICATIONS:

1. The setbacks are measured to where the building contacts the ground. The roof overhang may extend across a side yard setback a distance of one foot. Cantilevered floors of any width may not extend across any setback.
2. Foundations:
 - Slab-on-grade heated areas are not permitted, except as provided for in Article 5.1.
 - Homes shall have a minimum 30” high foundation, finished with brick or stone. **Stucco or stucco finishes are not allowed.**
 - Where the entire first level of the home is clad completely in brick or stone, it may extend to finish grade or below.
3. Deleted
4. The Schematic Design Review offered to Lot Owners (see Article 3.3, “E.5” and the Schematic Review Request Form), only requires that the Lot Owner supply to the ARC the (4) Elevation drawings, showing each side of their proposed home. The ARC will only comment on the appropriateness of the home design. The owner may, if they wish, supply the ARC with a Survey & Surveyors’ Site Plan, showing impervious compliance and setbacks, but it is not required until the formal submittal with all fees paid.



CANNONSGATE ARCHITECTURAL REVIEW

APPENDIX A

APPROVED PLANT MATERIALS

The following pages represent a list of recommended and approved plant material for Cannonsgate at Bogue Sound. The lists were developed to serve as a guide to material most suited for environmental and aesthetic success. It is not exclusive; that is, other plant varieties may be included in a landscape plan for review and approval. It is required that plans be developed by a professional Landscape Architect or Licensed Landscape Contractor, and care be taken for appropriate selections and placement. Refer to Cannonsgate at Bogue Sound Architectural Guidelines:

Article 6 - Landscaping Requirements for detailed instructions. Additional information regarding additional plant materials and individual species are available by contacting the Cannonsgate at Bogue Sound Homeowners Association.

So that the following pages might be of additional benefit, please note the following:

First row gives common names, second row gives botanical names, and the third row gives codes identified below:

C = Appropriate for Charleston style

LC = Appropriate for Low County Style

D = Deciduous

E = Evergreen

F = Flowering

H = Habitat

N = Native

S = Seasonal Interest

CANOPY TREES

American Beech	Carolina Beech <i>Fagus grandifolia</i>	C/LD/D/H/N
American elm	<i>Ulmus Americana</i>	C/LC/D/H/N
Bald Cypress	<i>Taxodium distichum</i>	LC/D/H/N



CANNONSGATE
At Bogue Sound

Black Walnut	Juglans nigra	C/LC/D/H/N
Carolina Hornbeam	Carpinus caroliniana	C/LC/D/S/H/N
Dawn Redwood	Metasequoia glptost	C/LC/D/S
Deodora Cedar	Cedrus deodara	C/E
Ginkgo	Ginkgo Biloba	C/D/S
Green Ash	Fraxinus pennsylvanica	C/LC/D/F/S/H/N
Honey locust	Gleditsia triacanthos	C/LC/D/F/S
Live Oak	Quercus virginiana	C/LC/E/H/N
Magnolia	Grandiflora Magnolia Grandiflora	C/LC/E/F/H
Over cup Oak	Quercus lyrate	C/LC/D
Palm Trees	Sabal Palmetto	C/LC
Pin Oak	Quercus palustris	LC/N/D
Red Maple	Acer Rubrum (var)	C/LC/D/S/H
River Birch	Betula Nigra	LC/D/H/N
Sawtooth Oak	Quercus acustissima	C/LC/D/S/H
Shumard Oak	Quercus shumardii	C/LC/D/S
Silver Maple	Acer Sacharinum	C/LC/D/S/H/N
Sugar Maple	Acer saccharum	C/LC/N/D/S/H/N
Swamp Tupelo	Nyssa biflora	C/LC/D/H/N
Swamp Chestnut	Oak Quercus michauxii	LC/D/H/N
Sycamore	Platanus Occidentalis	C/LC/D/S/N
White Oak	Quercus Alba	C/LC/D/N
White Pine	Pius stobus	LC/E/N
Weeping Willow	Salix babylonica	C/LC/S



SMALL TREES

Carolina Silverbell	Halesia Carolina	C/LC/D/F/H/N
Crape Myrtle (varieties)	Lagestromia Indica	C/LC/D/F
Dwarfed winged Sumac	Rhus copallium	LC/D/F/S/H/N
Eastern Redbud	Cercis Canadensis	C/LC/F/H/N
Flowering Dogwood	Cornus Florida	C/LC/D/F/S/H/N
Korean Dogwood	Kousa Dogwood	C/LC/D/F/S/H
Holly (varieties)	Ilex (multi-varieties)	C/LC/(variety)
Japanese Maple	Acer palmatum	C/S
Paperbark Maple	Acer Griseum	C/LC/D/S/H
Parrotia	Parrotia persica	C/LC/E/F/S
Paw Paw Tree	Asimina Triloba	LC/D/F/S/H/N
Persimmon	Diospyros virginiana	C/LC/D/F/S/H/N
Possumhaw	Viburnum nudum	LC/F/S/H/N
Serviceberry	Amelanchier arborea	C/LC/D/S/H/N
Silky Dogwood	Cornus amomum	LC/D/F/S/H/N
Snowbell	Styrax	C/LC/D/F
Sweetbay Magnolia	Magnolia virginiana	C/LC/E/F/S
Tag Alder	Alnus serrulate	LC/D/F/S/H/N
Wild Plum	Prunus Americana	C/LC/D/F/H/N
Japanese Yew	Podocarpus Macrophyllus	C/LC/E/H



SCREEN PLANTS

Arborvitae	Thuja (varieties)	C/E
Atlantic White Cedar	Chamaecyparis Thyoides	LC/E/N
Cryptomeria	Crptomieia japonica	C/LC/E
Eastern Red Cedar	Juniperus virginiana	LC/E/H/N
Holly (varieties)	Ilex (multi-varieties)	C/LC/E/(varieties)
Juniper (varieties)	Juniperus (multi-varieties)	C/LC/E/(varieties)
Ligustrum (varieties)	Liustrum (varieties)	C/LC/E/F
Magnolia "Little Gem"	Magnolia "Little Gem"	C/LC/E/F
Myrtle Dahoon	Ilex myrtifolia	LC/N/E/C/H
Wax Myrtle	Myrica cerifera	C/LC/E/H/N
White Pine	Pinus strobus	C/LC/E/H/N

LARGE SHRUBS

Anise	Illicium anisatum	C/LC/E/F
Arborvitae (varieties)	Thuja (varieties)	C/E
Arrowwood	Viburnum dentatum	LC/N/D/F/C/H
Barberry (varieties)	Berberris (varieties)	C/LC/D/S
Beauty Berry	Callicarpa Americana	C/LC/D/F/S/H
Butterfly Bush	Buddleria davidii	C/LC/D/F/H
Button Bush	Cephalinthus occidentalis	C/LC/D/F/S/H/N
Camellia (Japanese)	Camellia japonica	C/LC/E/F/H
Camellia (sasanqua)	Camellia sasanqua	C/LC/E/F/H
Elderberry	Sambucus candensis	LC/D/F/S/H/N



CANNONSGATE
At Bogue Sound

Fatsia	Fatsia japonica	C/LC/E/F/H
Fig	Ficus carica	C/LC/D/F/H
Forsythia (varieties)	Forsythia (varieties)	C/LC/D/F
Fragrant Tee Olive	Osmanthus fragrans	C/LC/E/F
Holly	Ilex (multi-varieties)	C/LC/E/(varieties)
Juniper (varieties)	Juniperus (multi-varieties)	C/LC/E/(varieties)
Lespedeza	Lespedeza bicolor	C/LC/E/(varieties)
Ligustrum	Ligustrum (varieties)	L/LC/E
Lilac	Syringa meyeri	C/LC/D/F
Lorapetalum	Lorapetalum chin	C/LC/E/F/S
Magnolia "Little Gem"	Magnolia "Little Gem"	C/LC/E/F
Osmanthus	Osmanthus fortunei	C/LC/E
Pittosporum	Pittosprum tibia	C/LC/E/F
Possomhaw	Viburnum nudum	LC/D/F/S/H/N
Pyncantha	Pyracantha	C/LC/F/S/H
Rose (varieties)	Rosa (varieties)	C/LC/E/F/C
Rose of Sharon	Hibiscus syriacus	C/LC/D/F
Swamp Redbay	Persea palustris	LC/E/S/H/N
Viburum (varieties)	Viburum (multi-varieties)	C/LC/E/D/F/H
Wax Myrtle	Myrica cerifera	C/LC/D/H/N
Witch Hazel	Hamamelis virginiana	C/LC/D/F/S/H/N
Yellow Buckeye	Aesculus sylvatia	C/LC/D/F/S/H/N
Chinese Fringe Flower	Loropetalum	C/LC/D/F/S/H



SMALL SHRUBS

Aucuba	Aucuba japonica (varieties)	C/LC/E/S
Azalea (varieties)	Azalea (varieties)	C/LC/E/F/S
Banana Shrub	Michelia figo	C/LC/E/F
Blue Spirea	Caryopteris xclandonensis	C/LC/F/H
Carolina Allspice	Calycanthus floridus	C/LC/D/F/H/N
Carolina See Lavender	Limonium caroliniaum	C/LC/D/F/H/N
Cast Iron Plant	Aspidistra elantior	C/LC/E
Boxwood (varieties)	Buxus (varieties)	C/LC/E
Deutzia	Deutzia gracilis	C/LC/D/F/H
Euonymous (varieties)	Euonymous	C/LC/E/D/S
Fetterbush	Lyonia lucida	LC/D/F/H/N
Fothergill	Fothergilla gardenia	C/LC/D/F/H/N
Gardenia (varieties)	Gardenia (varieties)	C/LC/E/F
Hydrangea	Hydrangea (varieties)	C/LC/D/F
Holly (varieties)	Ilex (multi-varieties)	C/LC/E
Juniper (varieties)	Juniperus (multi-varities)	C/LC/E
Japanese Barberry	Berberis thunbergia	C/LC/E/S
Nandina (varieties)	Nandina (varieties)	C/LC/E/F/S/H
Rose (varieties)	Rosa (varieties)	C/LC/E/F
Rose Mallow	Hibiscus mosceutos	C/LC/D/F/H/N
Scarlet Rose Mallow	Hibiscus coccineus	C/LC/D/F/H/N
Sea Ox-Eye	Borreichia Arborescens	C/LC/E/F/S/H/N
Spirea	Spirea (varieties)	C/LC/D/F/H



CANNONSGATE
At Bogue Sound

Summersweet	<i>Clethra alnifolia</i>	C/LC/D/F/H/N
Swamp Azalea	<i>Rhododendrum viscosum</i>	C/LC/D/F/H/N
Swamp Rose	<i>Rosa palustris</i>	C/LC/D/F/H/N
Sweet Bay Magnolia	<i>Magnolia virginiana</i>	C/LC/F/H/N
Virginia Sweetspire	<i>Itea virginica</i>	C/LC/D/F/H/N
Wintergreen barberry	<i>Berberis julianae</i>	C/LC/E
Winter Daphne	<i>Daphne odora</i>	C/E/F

PERENNIALS

Bee Balm	<i>Monarda fistulosa</i>	C/LC/N/D/F/H
Black-eyed Susan	<i>Rudbeckia hirta</i>	LC/N/D/F/H
Blanket Flower	<i>Gaillardia pulchella</i>	C/LC/N/D/F/H
Blazing Star	<i>Liatris spicata</i>	LC/N/D/F/H
Boneset	<i>Eupatorium perfoliatum</i>	LC/N/D/F/H
Cardinal Flower	<i>Lobelia cardinalis</i>	C/LC/N/D/F/H
Carolina March Rose	<i>Abatia kennedyana</i>	C/LC/N/D/F/H
Clematis (varieties)	<i>Clematis (varieties)</i>	C/LC/D/F/H/N
Confederate Jasmine	<i>Trachelospermum Jasminoides</i>	C/LC/D/F/H
Coreopsis	<i>Coreopsis</i>	C/LC/D/F/H
Iris (varieties)	<i>Iris (varieties)</i>	C/LC/D/F/H/N
Herb (varieties)	<i>Heraceous (varieties)</i>	C/LC/E/D/F/H
Lambs Ear	<i>Stachys Byzantina</i>	C/LC/D/F/H
Purple Coneflower	<i>Echinacea purpurea</i>	LC/N/D/F/H
Mallows(varieties)	<i>Malvaceae</i>	C/LC/D/F/H/N



Salvias (varieties)	Lamiaceae	C/LC/D/F/H
Seaside Goldenrod	Solidago sempervirens	LC/D/F/H/N
Sedum (varieties)	Sedum (varieties)	C/LC/D/F/S
Southern Lady Fern	Athyrium filix-femina	C/LC/D/S
Split-Beard Bluestem	Andropogon ternarius	C/LC/D/F/S/H/N
Wild Ageratum	Eupatorium coelestinum	C/LC/D/F/S/H/N

ORNAMENTAL GRASSES

Broomsedge	Andropogon virginicus	C/LC/D/S/H/N
Corkscrew Rush	Juncus effusus "spiralis"	C/LC/C/S/N
Fountain Grass	Pennisstus	C/LC/D/C
Horsetail	Equisetum hyemale	C/L/D/N
River Oats	Chasmanthium lathifolium	C/LC/D/S/H/N
Maiden Grass	Miscanthus (varieties)	C/LC/D/S

GROUNDCOVERS

Ajuga	Ajuga (varieties)	C/LC/E/F
Cotoneaster	Cotoneaster dimmeri	C/LC/E/F/H
English Ivy	Hedra helix (varieties)	C/LC/E
Juniper(s)	Juniper (varieties)	C/LC/E
Periwinkle	Vinca (minor)	C/LC/E/F/H



APPENDIX B

CANNONSGATE ARCHITECTURAL REVIEW

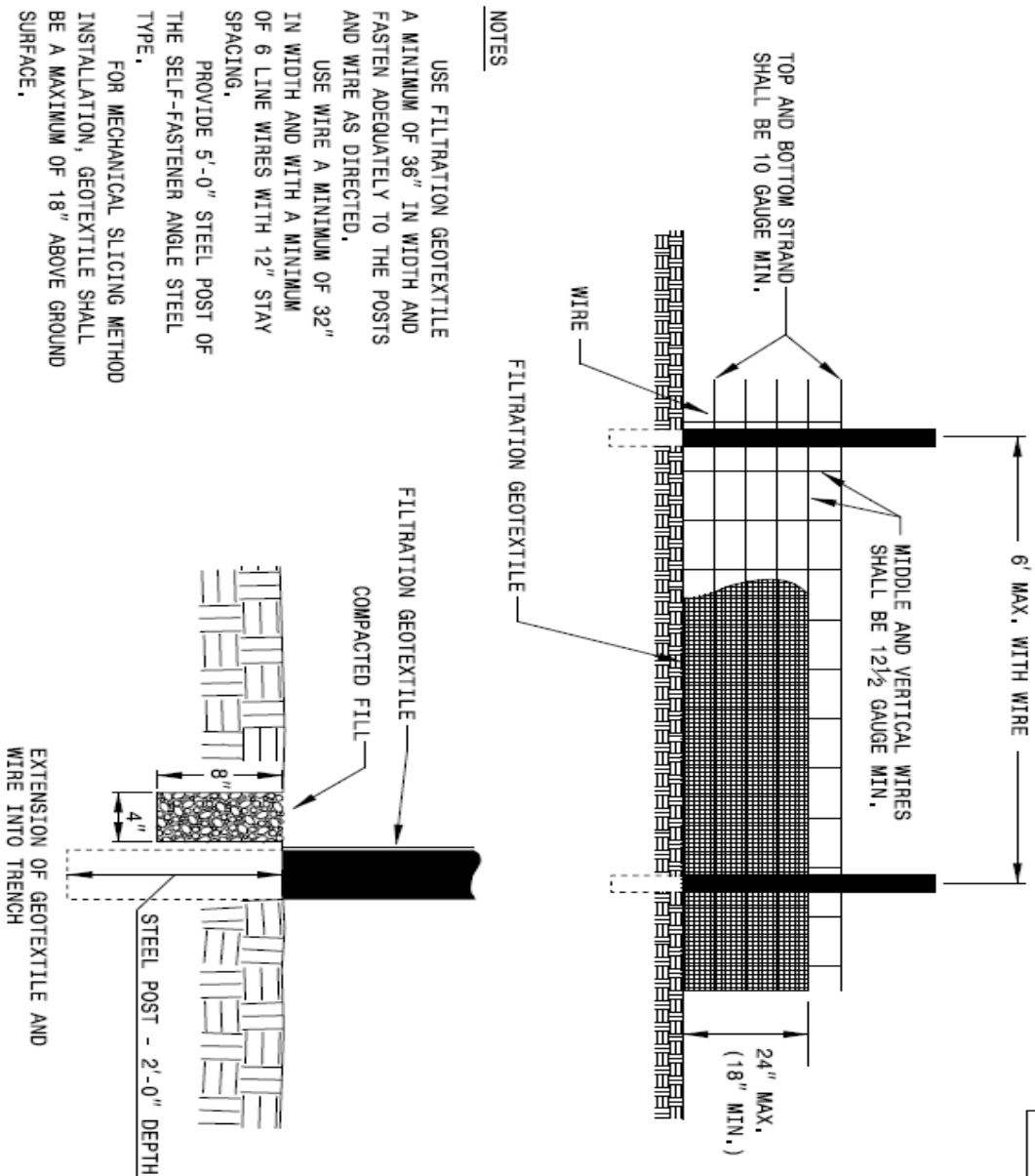
GUIDELINES FOR WATERFRONT WALKWAYS AND PLATFORMS

The Walkways and platforms are allowable on individual properties along the ICW, Sanders Bay and Sikes Creek. The ARC requirements are as follows and must be submitted to the CAMS office in Morehead City. The fee for this review is \$ 250.00 payable at the time of submission. Construction starting prior to ARC approval will be served penalty in keeping with ARC guidelines.

- Obtain permits from CAMA and Carteret County.
- Present both permits and document sketch required to obtain permits.
- No piling shall protrude above deck.
- Lighting shall be at foot level and direct to walkway/platform; no illumination beyond walk service. Lighting shall be of low wattage (limited to 2,000 lumens) to minimize glare sources to neighbors and other homeowners. Lighting fixtures shall be dark colored so as to be less obtrusive. Any deviation from the aforementioned guidelines or use of high-wattage, spotlights, floodlights, or ballasted fixtures (sodium, mercury, multi-vapor, fluorescent, metal halide, etc.) requires CARC approval prior to installation. String or colored lights are prohibited, except as temporary holiday decorations installed 30 days ahead of and 14 days past Christmas Day. Post mounted light fixtures will be considered on an individual basis and require CARC approval prior to installation. The spillover of light on to neighboring property shall be avoided and lights shall be shielded where necessary.
- Decking to be composite or hog slat (concrete); no wood decking.
- Project to be complete within 60 days of initial presentation of materials on site.
- Restore any disturbance to surrounding properties.

Appendix C – Silt Fence Detail

REINFORCED TEMPORARY SILT FENCE DETAIL




NOTES

- USE FILTRATION GEOTEXTILE A MINIMUM OF 36" IN WIDTH AND FASTEN ADEQUATELY TO THE POSTS AND WIRE AS DIRECTED.
- USE WIRE A MINIMUM OF 32" IN WIDTH AND WITH A MINIMUM OF 6 LINE WIRES WITH 12" STAY SPACING.
- PROVIDE 5'-0" STEEL POST OF THE SELF-FASTENER ANGLE STEEL TYPE.
- FOR MECHANICAL SLICING METHOD INSTALLATION, GEOTEXTILE SHALL BE A MAXIMUM OF 18" ABOVE GROUND SURFACE.


<small>PROJECT INFORMATION</small>	<small>DATE</small>
<small>PROJECT NO.</small>	<small>DATE</small>
<small>ISSUE NO.</small>	<small>DATE</small>
<small>ISSUE NO.</small>	<small>DATE</small>
<small>ISSUE NO.</small>	<small>DATE</small>




Appendix D – Cannonsgate at Bogue Sound Color Palette




SW 7008
Alabaster




SW 7551
Greek Villa




SW 7566
Westhighland White




SW 7000
Ibis White




SW 7006
Extra White




SW 7637
Oyster White



SW 6070
Heron Plume




SW 7571
Casa Blanca



SW 7564
Polar Bear



SW 6672
Morning Sun




SW 6333
Muslin



SW 6134
Netsuke



SW 7572
Lotus Pod



SW 9109
Natural Linen



SW 6386
Napery




SW 7043
Worldy Gray




SW 6414
Rice Paddy



CANNONSGATE
At Bogue Sound



SW 7683
Buff



SW 2857
Peace Yellow




SW 6680
Friendly Yellow




SW 6687
Lantern Light




SW 6681
Butter




SW 6057
Malted Milk




SW 6323
Romance




SW 6331
Smoky Salmon




SW 6344
Peach Fuzz




SW 6358
Creamery




SW 6610
Koral Kicks



SW 6631
Naive Peach




SW 6351
Sweet Orange



SW 6337
Spun Sugar

CANNONSGATE
At Bogue Sound



SW 6204
Sea Salt



SW 6470
Waterscape




SW 6212
Quietude



SW 6206
Oyster Bay



SW 6213
Halcyon Green



SW 9133
Jasper Stone



SSW 6192
Coastal Plain



SW 9128
Green Onyx



SW 6164
Svelte Sage




SW 7742
Agate Green



SW 6193
Privilege Green



SW 9050
Vintage Vessel



SW 6472
Composed



SW 9041
Parisian Patina




SW 6220
Interesting Aqua




CANNONSGATE

At Bogue Sound



SW 9054
Little Boy Blu



SW 9144
Moonmist




SW 9137
Niebla Azul




SW 9146
Faded Flaxflower




SW 6219
Rain



SW 9138
Stardew



SW 6764
Swimming



SW 6227
Meditative




SW 9134
Delft



SW 9147
Favorite Jeans



SW 9140
Blustery Sky



SW 6493
Ebbside




SW 9135
Whirlpool



SW 9058
Secret Cove



SW 9148
Smoky Azurite




SW 9139
Debonair



SW 7603
Poolhouse

CANNONSGATE
At Bogue Sound



SW 7015
Repose Gray



SW 6191
Contented




SW 6205
Comfort Gray



SW 7638
Jogging Path




SW 7031
Mega Greige



SW 6247
Krypton



SW 7066
Gray Matters



SW 6150
Universal Khaki




SW 7045
Intellectual Gray



SW 7633
Taupe Tone



SW 9170
Acier



SW 6101
Sands of Time




SW 9162
African Gray



SW 9168
Elephant Ear



SW 6156
Ramie



SW 7043
Worldy Gray



SW 6129
Restrained Gold